The information contained in this drawing is the sole property of CWS Coil Winding Specialist.
Any reproduction in part or whole without written permission of CWS Coil Winding Specialist is prohibited.

REVISION HISTORY

REV	ECN	DESCRIPTION	SIGN & DATE BY	DATE	CHK	DATE
B		PRODUCTION RELEASE	RPR	3/24/05	JLAU	3/24/05

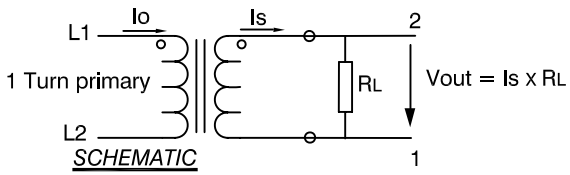

SCHEMATIC

Note: All measurements are carried out using rms value responding meter. Unless requested the terminating resistor and the 1-turn primary are not supplied.

WHERE SHOWN
6 MARK PART NUMBER AND REVISION

5 REMOVE INSULATION, SOLDERED TO LEADS

4 CONSTRUCTION: ENCAPSULATED USING BOBBIN.

OPERATING TEMP. = - 25 °C TO 125 °C
HI-POT VOLTAGE = 2.5 KVrms
BURDEN RESISTOR = 7.5 OHMS
AMPLITUDE < 0.05
PHASE = 4.48 ± 0.06
ERRORS : -
DC RESISTANCE = 65 OHMS MAX
I MAX. = 100 Arms
I PEAK = 314 Arms
PRIMARY CURRENT RATING :
TURNS RATIO = 1000

3 SPECIFICATIONS @ 25 °C :

WIRE: UL RECOGNIZED 130 °C RATED MAGNET WIRE
2 CWS BYTEMARK OR OTHER APPROVED PART
CORE: TAPE WOUND CORE

BOBBIN RATING CLASS B (130 °C) REQUIRED
1 MATERIAL: UL RECOGNIZED 94V-0 FOR FLAMMABILITY

NOTES: UNLESS OTHERWISE SPECIFIED. CURRENT SENSOR.
UNIT: INCHES [MM].
READ FROM BOTTOM UP.

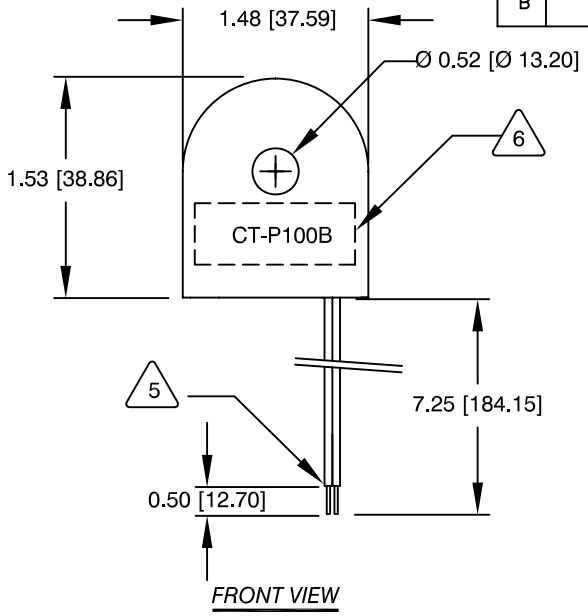

FRONT VIEW

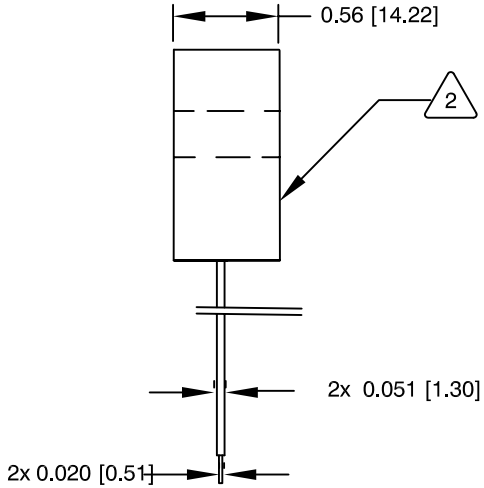

SIDE VIEW

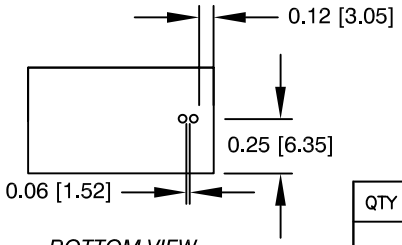

BOTTOM VIEW

QTY	CODE IDENT	MFG. P/N	DESCRIPTION	ITEM NO.

PARTS LIST

AUTOCAD	X	
SOLIDWORKS		
SIGN		DATE
DRAWN	RPR	3/24/05
CHECKED	JLAU	3/24/05
ENGR.	KSUM	3/24/05
APPR.	JLAU	3/24/05

UNLESS OTHERWISE SPECIFIED
DIMENSIONING AND TOLERANCE PER ANSI Y14.5M
ALL DIMENSIONS ARE IN INCHES AND [MILIMETERS].
TOLERANCE INCHES: .XXX=±.010 .XX=±.020 ∢=±0°30'
TOLERANCE METRICS: .XXX=±.254 .XX=±.51 ∢=±0°30'
ANGLE PROJECTION
DO NOT SCALE DRAWING

sales@coilws.com
www.coilws.com
Coil Winding Specialist, Inc.
353 W. Grove Avenue
Orange, CA 92865

TITLE: Current Sense Transformer

SIZE B | DWG. NO. CT-P100B | REV B

SCALE 2=1 | SHEET 1 OF 1

CAD-FILE: